OFFICIAL SITTING VOLLEYBALL RULES

2017 - 2020

To be applied in all
World, International, National and League
Competitions beginning after 1st June 2017

Approved by the
World ParaVolley Board of Directors'

Technical Sub-Committee

SECTION III -

DIAGRAMS

DIAGRAM 1a-1: COMPETITION / CONTROL AREA (Without Media)

Relevant Rules: 1, 1.4.5, 1.4.6, 4.2.1, 4.2.3.1, 15.4.4, 19.3.2.7, 21.3.2.1, 21.3.3.1, 23.1, 24.1, 25.1, 26.1

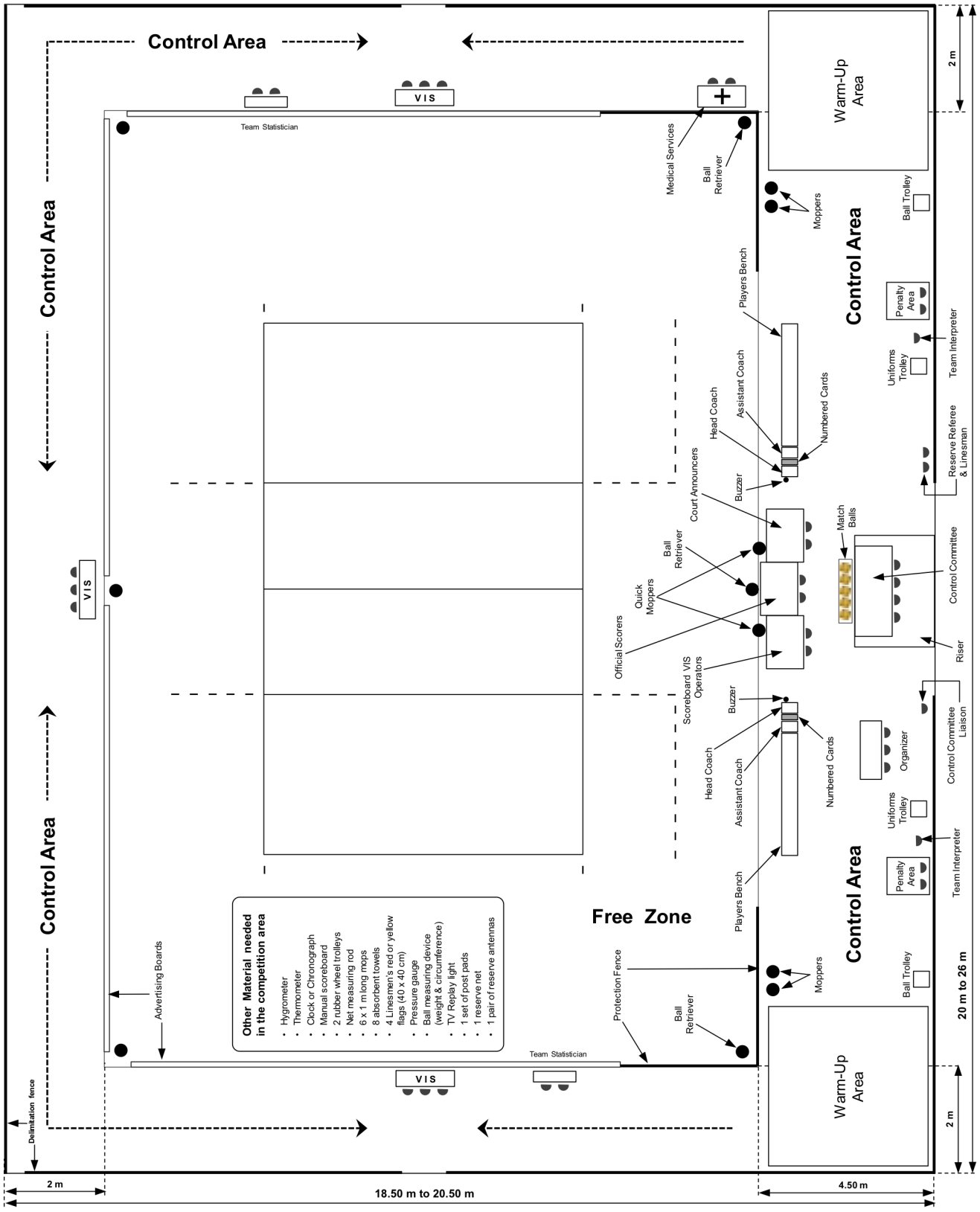

DIAGRAM 1a-2: COMPETITION / CONTROL AREA – The Media

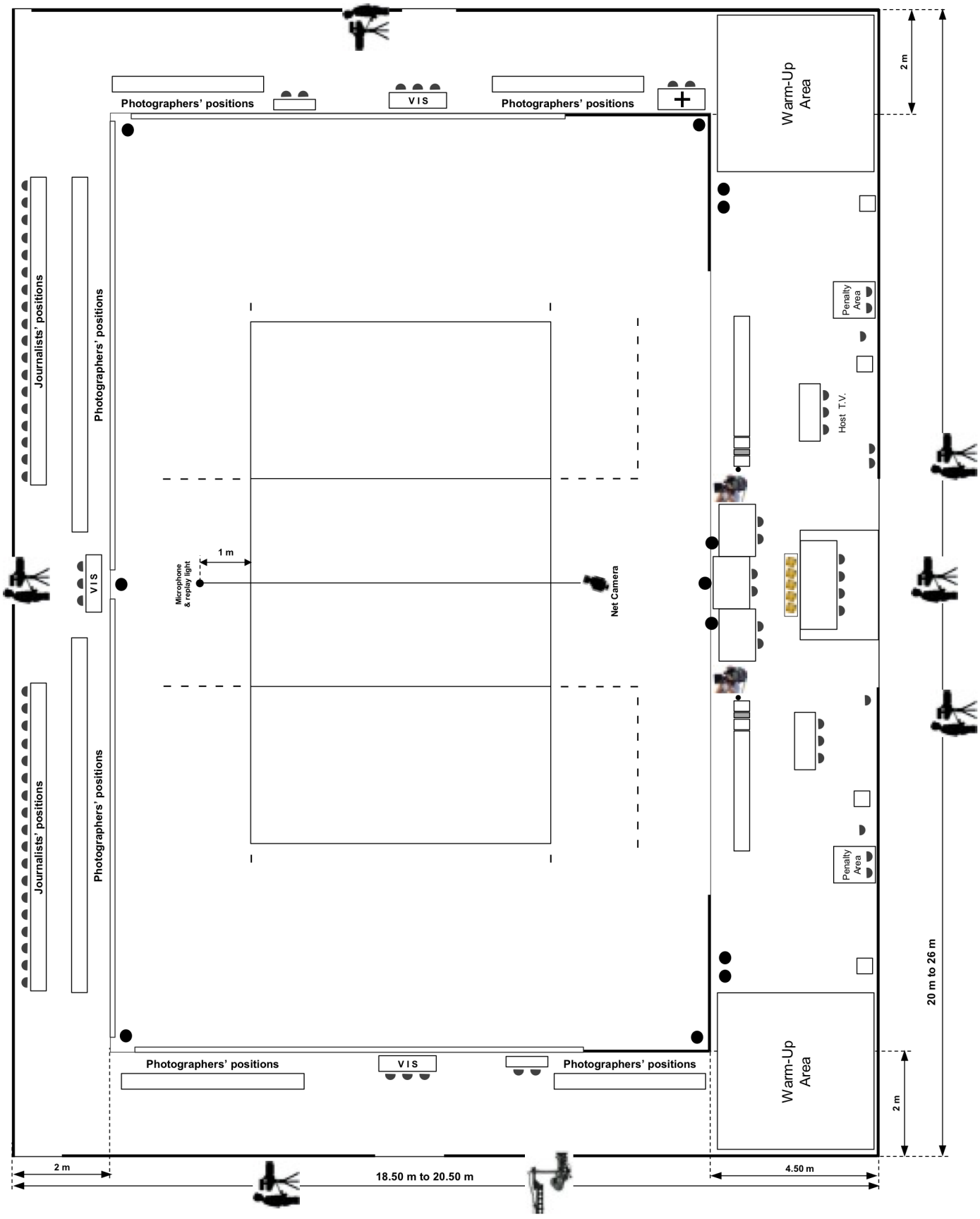

DIAGRAM 1b: THE PLAYING AREA

Relevant Rules: 1, 1.4, 1.4.2, 1.4.3, 1.4.4, 1.4.5, 1.4.6, 4.2.1, 4.2.3.1, 15.10.1, 19.3.1.4, 19.3.2.7, 21.3.2.1, 23.1, 24.1, 25.1, 26.1

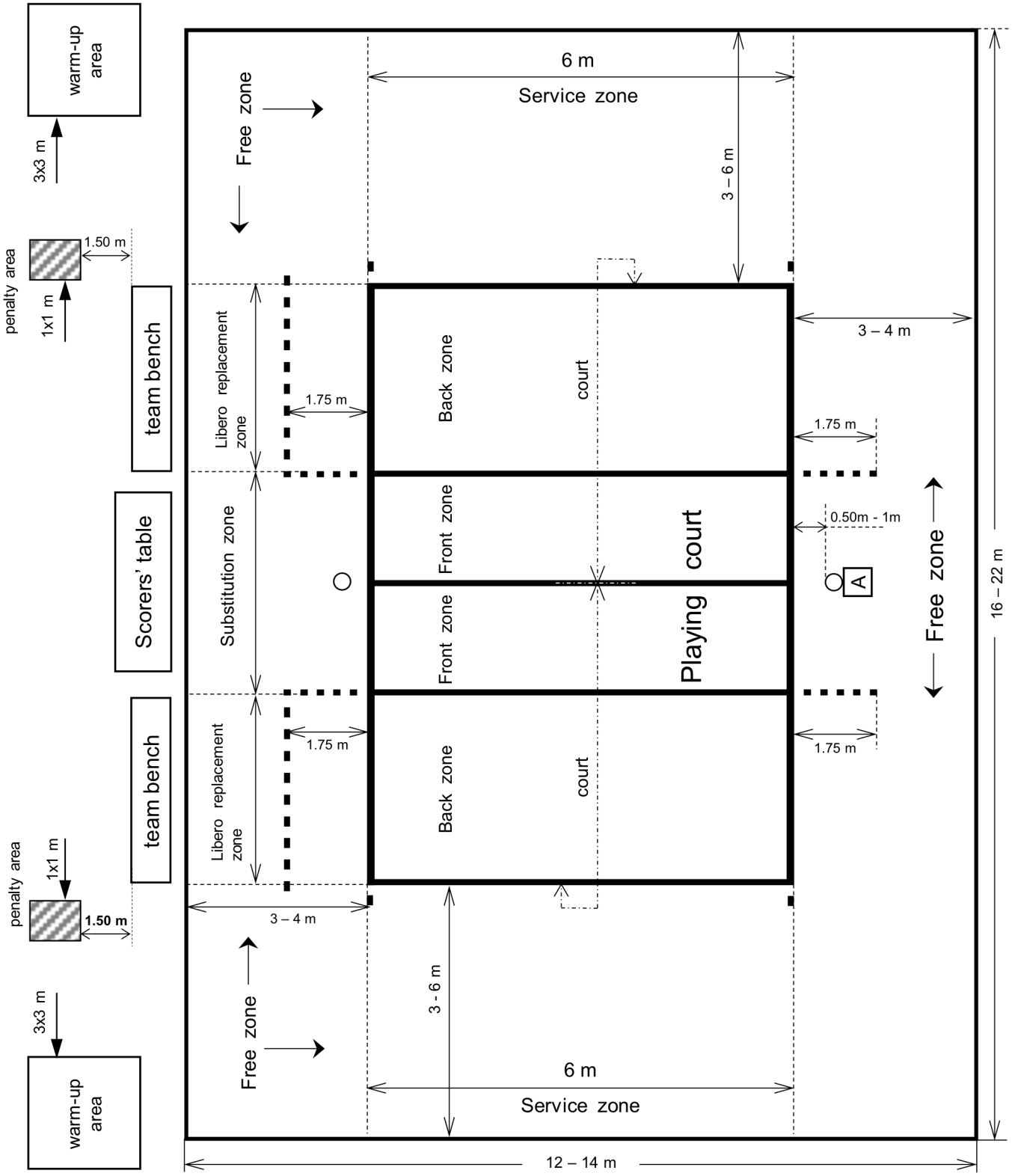

DIAGRAM 2: THE PLAYING COURT

Relevant Rules: 1.1, 1.3, 1.3.3, 1.3.4, 1.4.1, 5.2.3.4

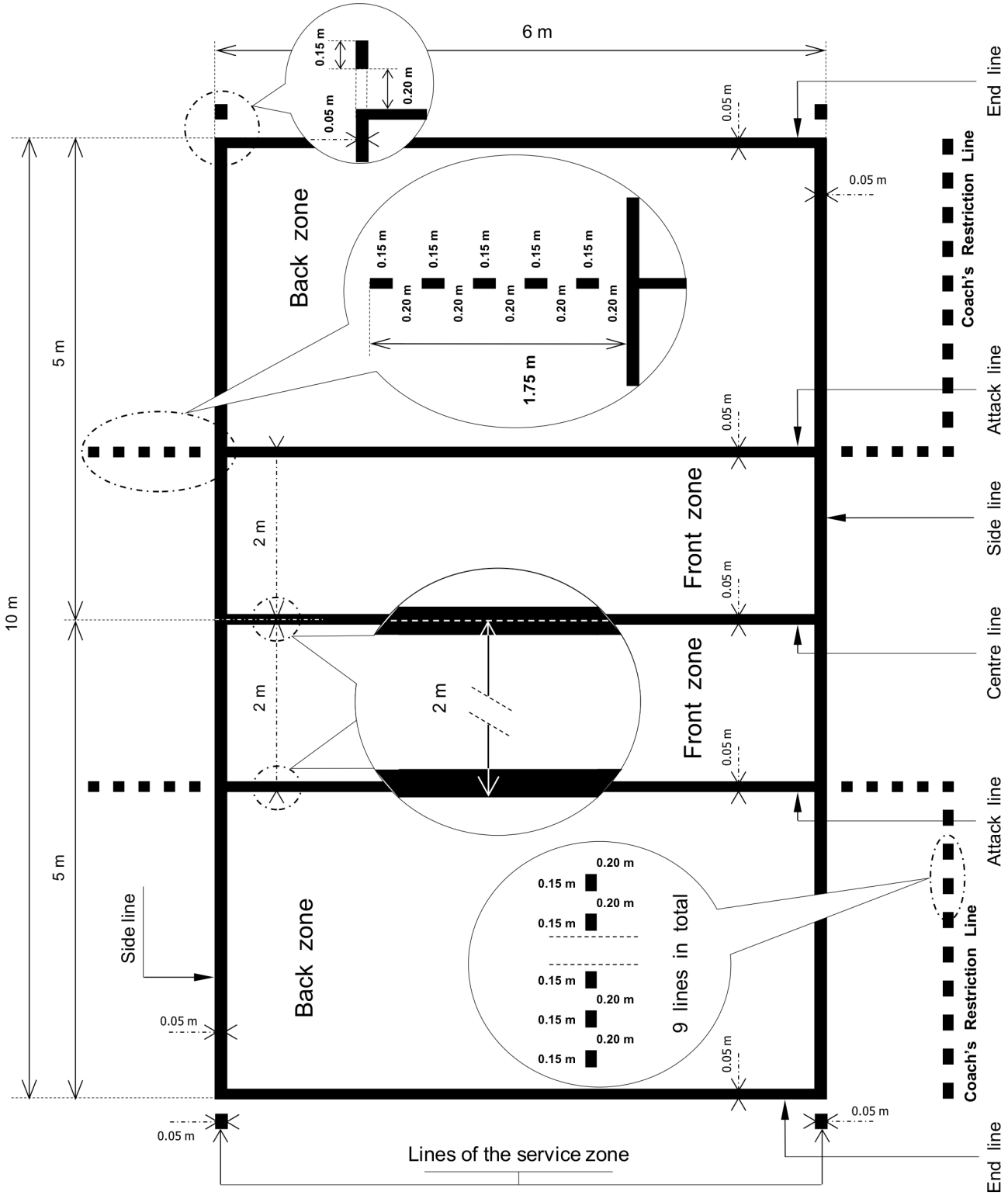

DIAGRAM 3: DESIGN OF THE NET

Relevant Rules: 2, 2.1.6, 2.2, 2.3, 2.4, 2.5.1, 11.3.1, 11.3.2, 27.2.1.6

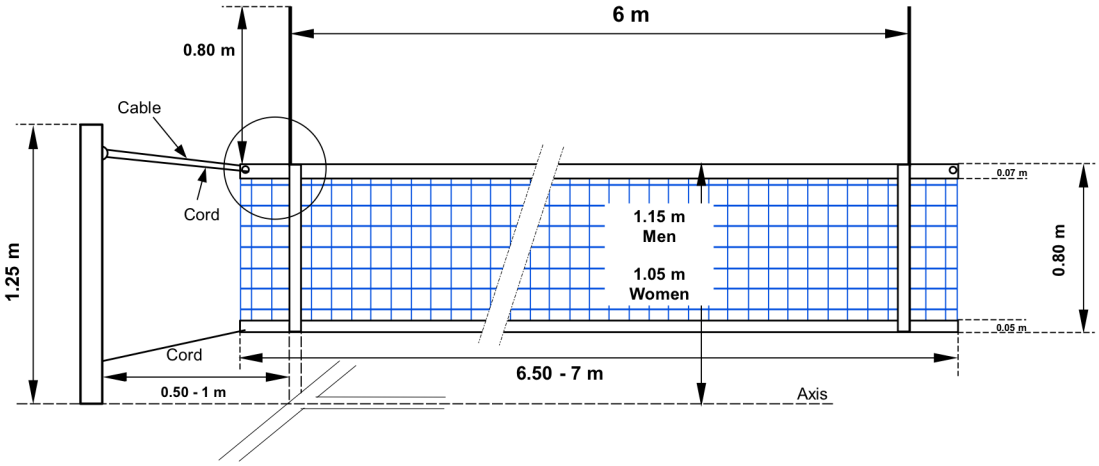

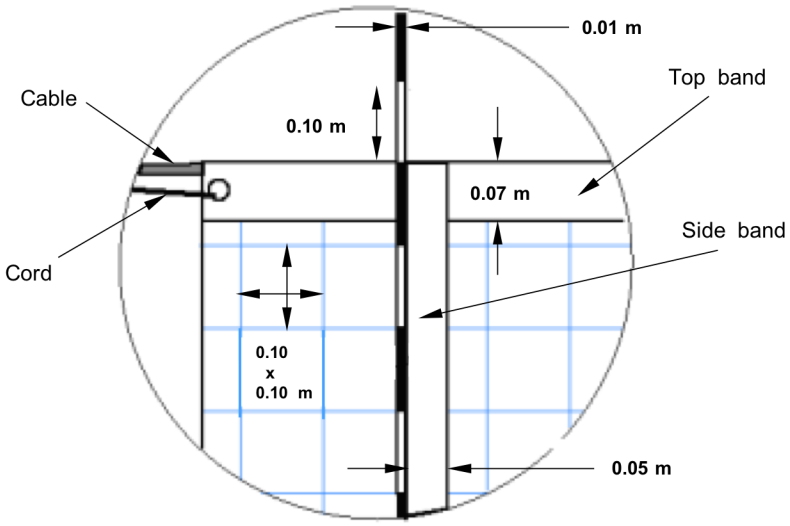

DIAGRAM 4: POSITION OF PLAYERS

Relevant Rules: 7.4, 7.4.3, 7.5, 23.3.2.3a, 24.3.2.2

Example A:

Determination of the positions between a front-row player and the corresponding back-row player

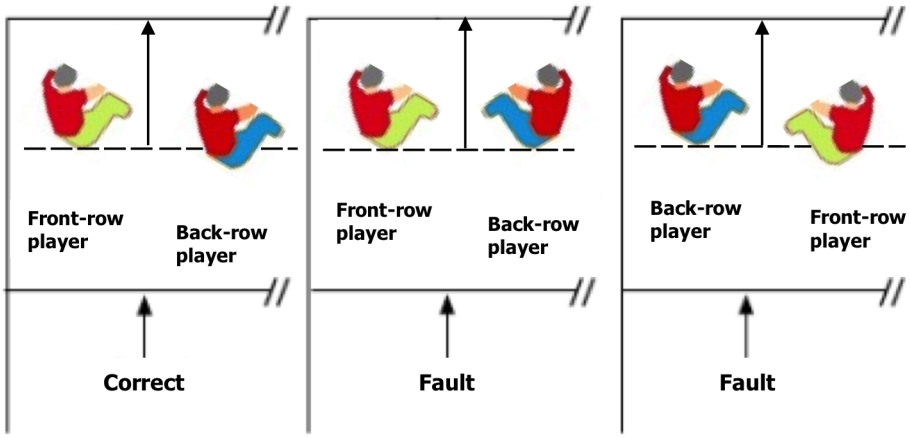

Example B:

Determination of the positions between players of the same row

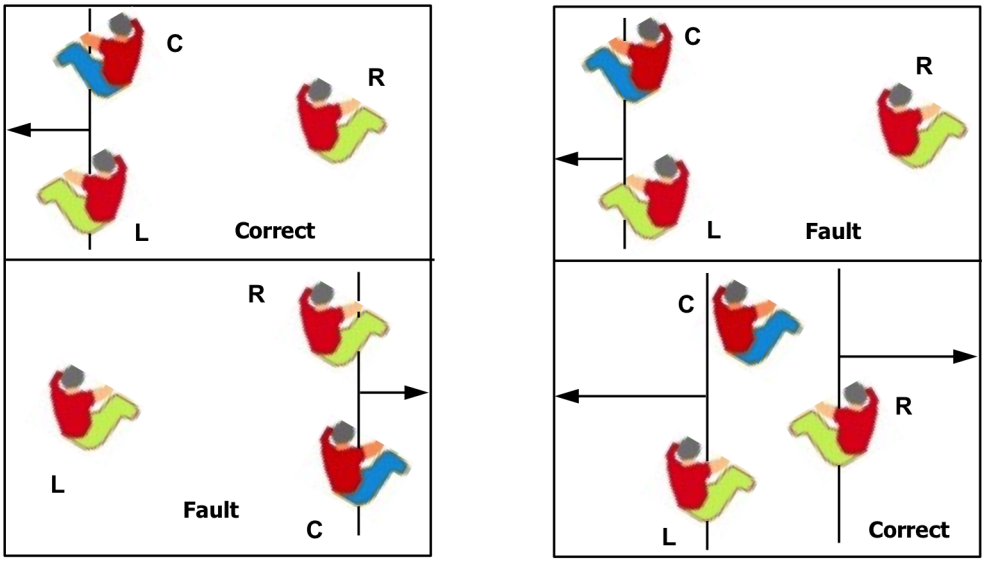

C = centre player R = right player L = left player

DIAGRAM 5a: BALL CROSSING THE VERTICAL PLANE OF THE NET TO THE OPPONENT COURT

Relevant Rules: 2.4, 8.4.3, 8.4.4, 8.4.5, 10.1.1, 10.1.3, 24.3.2.7, 27.2.1.3, 27.2.1.7

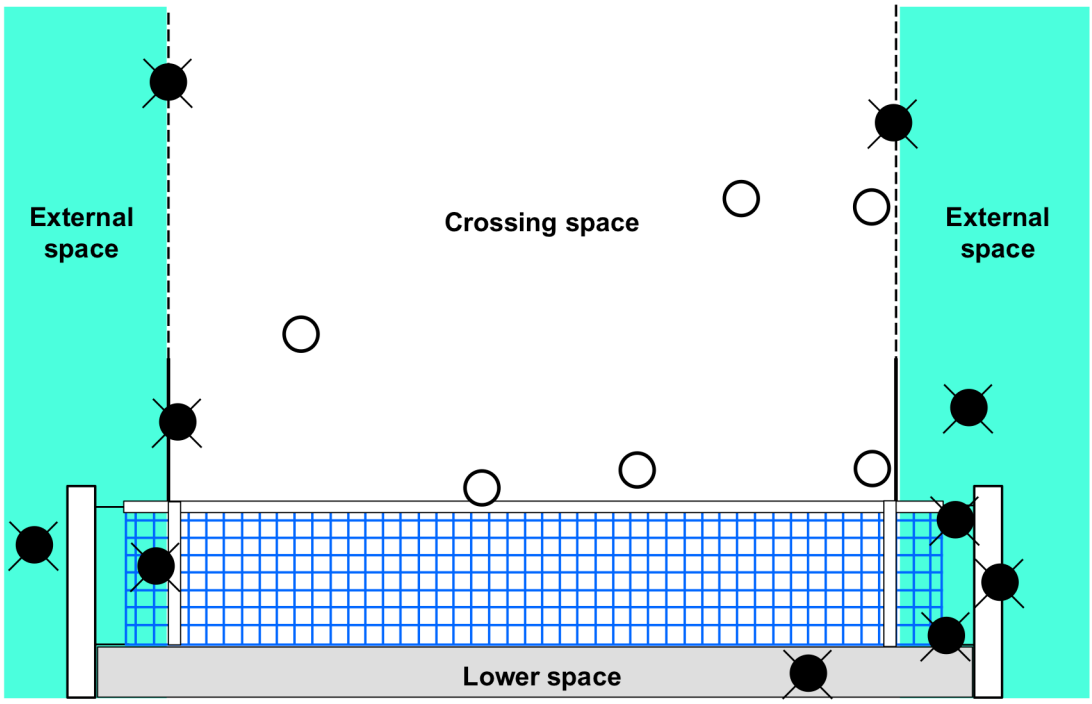

= Fault

= Correct crossing

DIAGRAM 5b: BALL CROSSING THE VERTICAL PLANE OF THE NET TO THE OPPONENT FREE ZONE

Relevant Rules: 10.1.2, 10.1.2.2, 24.3.2.7

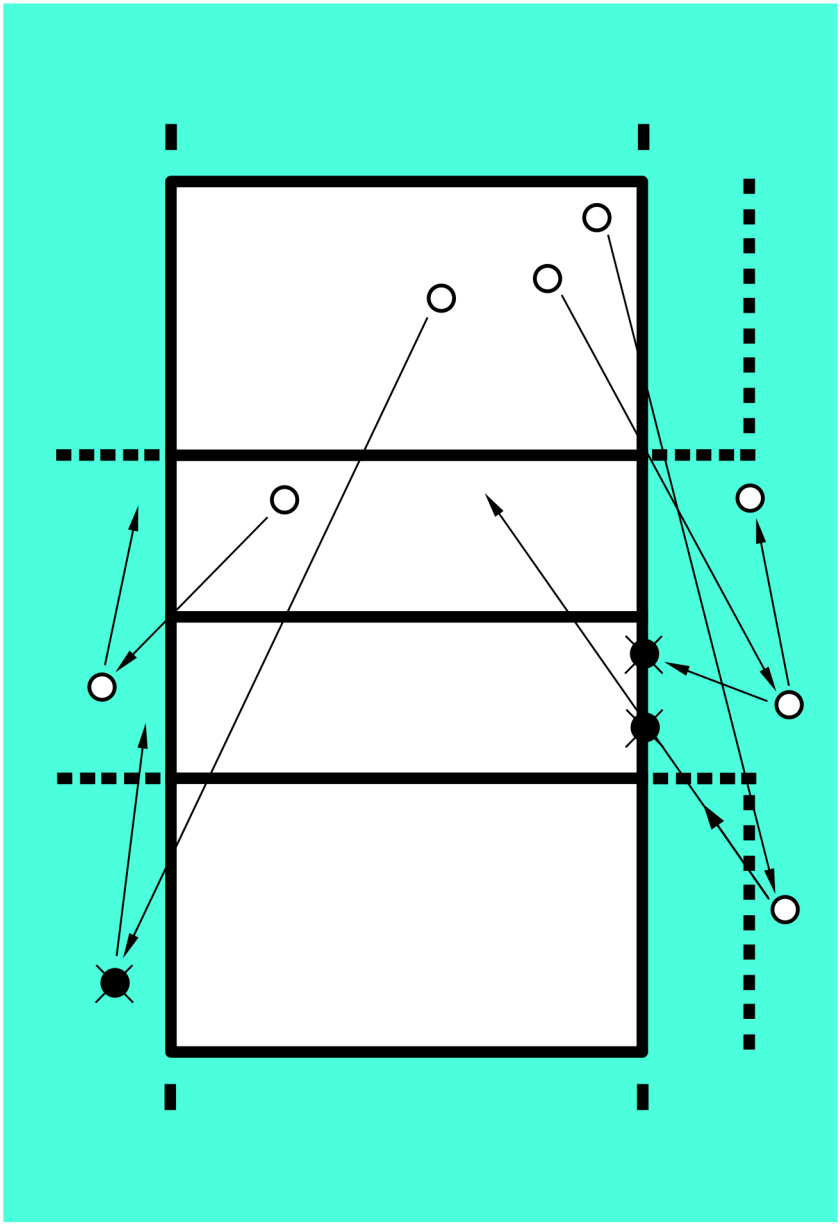

= Fault

= Correct

DIAGRAM 6: COLLECTIVE SCREEN

Relevant Rules: 12.5, 12.5.2, 23.3.2.3a

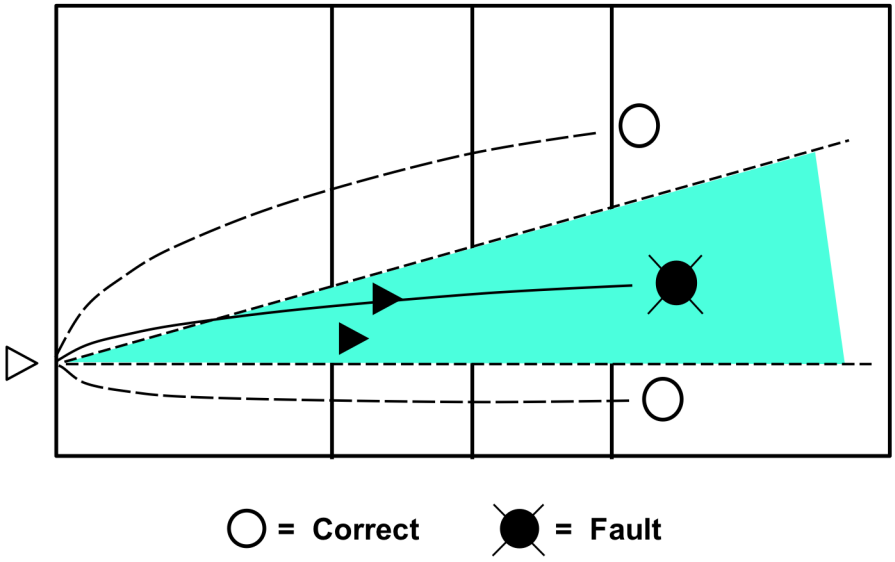

○ = Correct ● = Fault

DIAGRAM 7: COMPLETED BLOCK

Relevant Rule: 14.1.3

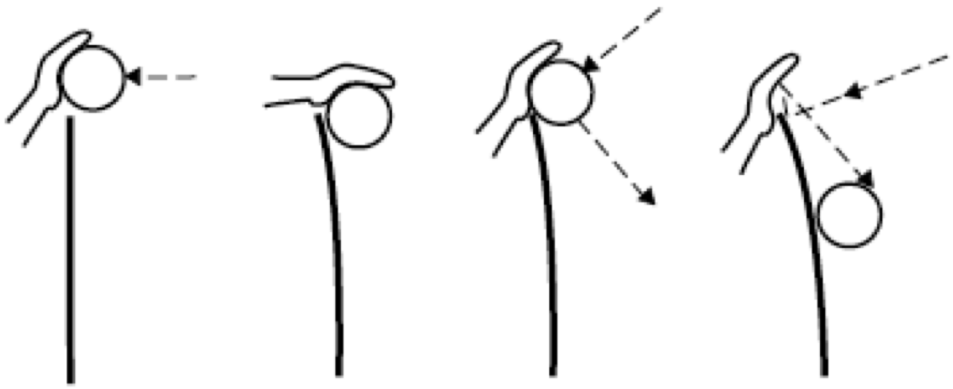

Ball above the net

Ball lower than the top of the net

Ball touches the net

Ball bounces off the net

DIAGRAM 8: BACK ROW PLAYER'S ATTACK

Relevant Rules: 13.2.2, 13.2.3, 23.3.2.3d, 24.3.2.4

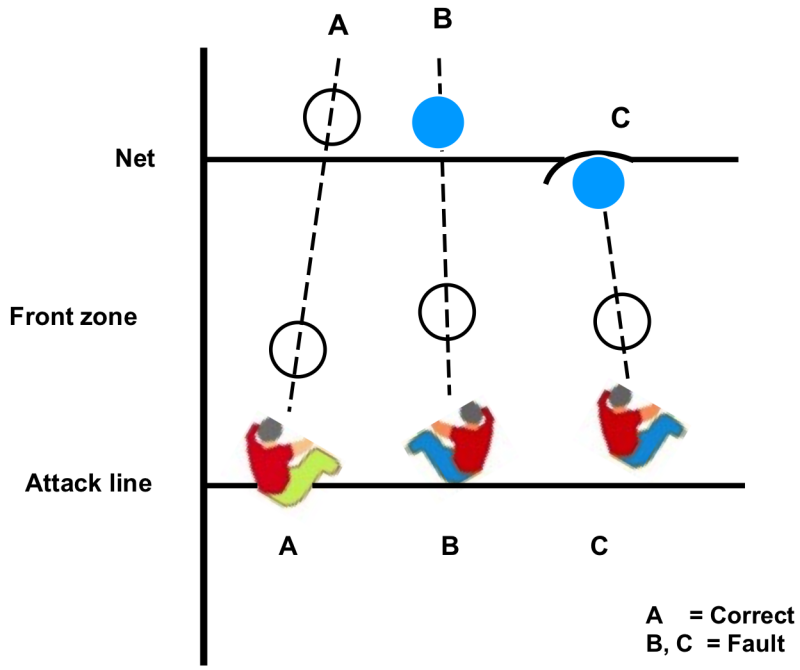

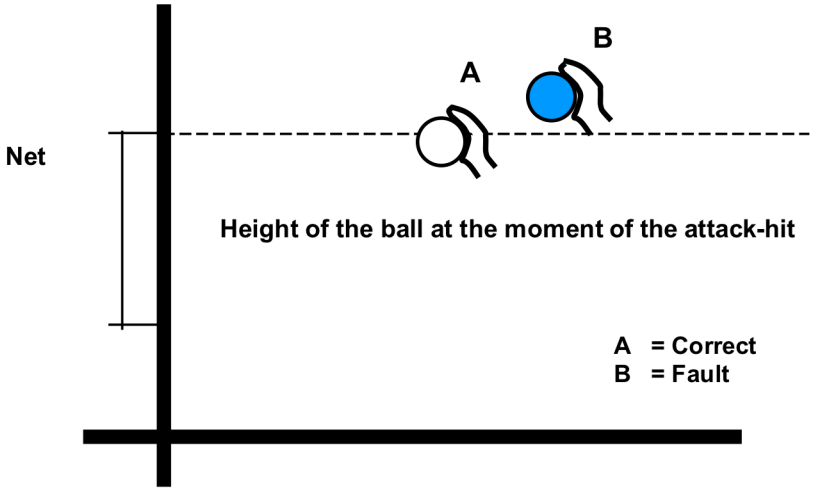

DIAGRAM 9: SANCTION SCALES

Relevant Rules: 16.2, 21.3, 21.4.2

MISCONDUCT SANCTION SCALE

CATEGORIES	OCCURRENCE	OFFENDER	SANCTION	CARDS	CONSEQUENCE
RUDE CONDUCT	**First**	Any member	Penalty	Hand signal No. 6b – Red card	A point and service to the opponent
	Second	Same member	Expulsion	Hand signal No. 7 – Red+Yellow cards jointly	Player leaves playing area and stays in the penalty area for the remainder of the set
	Third	Same member	Disqualification	Hand signal No. 8 - Red+Yellow cards separately	Player leaves the Competition Control Area for the remainder of the match
OFFENSIVE CONDUCT	**First**	Any member	Expulsion	Hand signal No. 7 – Red+Yellow cards jointly	Player leaves playing area and stays in the penalty area for the remainder of the set
	Second	Same member	Disqualification	Hand signal No. 8 - Red+Yellow cards separately	Player leaves the Competition Control Area for the remainder of the match
AGGRESSION	**First**	Any member	Disqualification	Hand signal No. 8 - Red+Yellow cards separately	Player leaves the Competition Control Area for the remainder of the match

DELAY SANCTION SCALE

CATEGORIES	OCCURRENCE	OFFENDER	DETERRENT or SANCTION	CARDS	CONSEQUENCE
DELAY	**First**	Any member of the team	Delay Warning	Hand signal No. 25 with Yellow card	Prevention – no penalty
	Second and subsequent	Any member of the team	Delay Penalty	Hand signal No. 25 with Red card	A point and service to the opponent

DIAGRAM 10: LOCATION OF REFEREEING CORPS AND THEIR ASSISTANTS

Relevant Rules: 3.3, 23.1, 24.1, 25.1, 26.1, 27.1

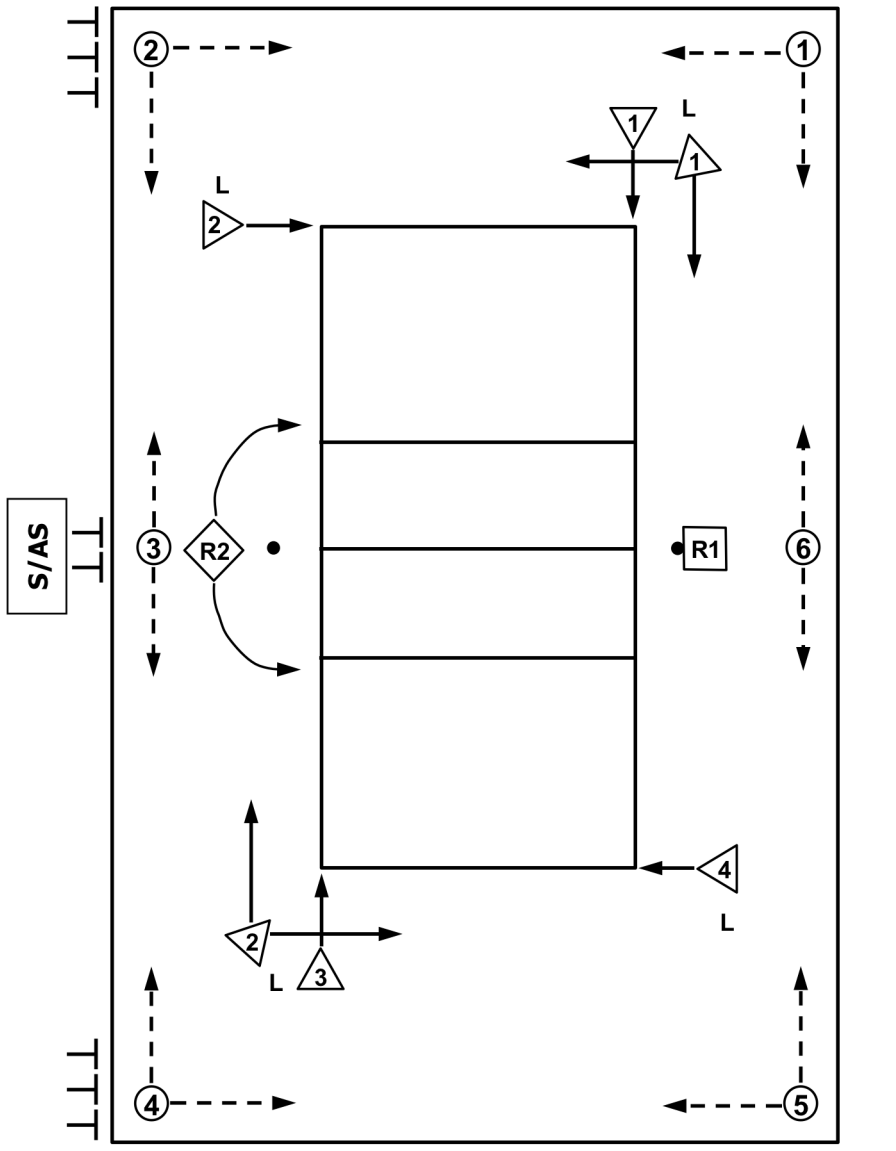

R1 = First Referee

R2 = Second Referee

S/AS = Scorer/Assistant Scorer

2 = Lines Judges (numbers 1-4 or 1-2)

4 = Ball Retrievers (numbers 1-6)

= Floor Moppers

DIAGRAM 11: REFEREES' OFFICIAL HAND SIGNALS

1 AUTHORISATION TO SERVE

Relevant Rules: 12.3, 22.2.1.1

Move the hand to indicate direction of service

F

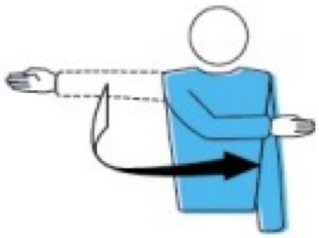

2 TEAM TO SERVE

Relevant Rules: 22.2.3.1, 22.2.3.2, 22.2.3.4

Extend the arm to the side of team that will serve

F S

3 CHANGE OF COURTS

Relevant Rule: 18.2

Raise the forearms front and back and twist them around the body

F

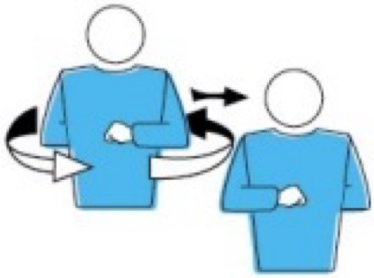

4 TIME-OUT

Relevant Rule: 15.4.1

Place the palm of one hand over the fingers of the other, held vertically (forming a T) and then indicate the requesting team

F S

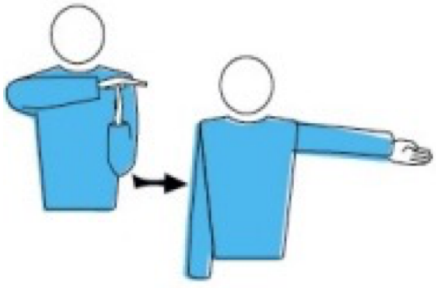

5 SUBSTITUTION

Relevant Rules: 15.5.1, 15.5.2, 15.8

Circular motion of the forearms around each other

F S

6a MISCONDUCT WARNING

Relevant Rules: 21.1, 21.6

Show a yellow card for warning

F

6b MISCONDUCT PENALTY

Relevant Rules: 21.3.1, 21.6, 23.3.2.2

Show a red card for penalty

F

7 EXPULSION

Relevant Rules: 21.3.2, 21.6, 23.3.2.2

Show both cards jointly for expulsion

F

8 DISQUALIFICATION

Relevant Rules: 21.3.3, 21.6, 23.3.2.2

Show red and yellow cards separately for disqualification

F



9 END OF SET (OR MATCH)

Relevant Rules: 6.2, 6.3

Cross the forearms in front of the chest, hands open

F S

10 BALL NOT TOSSED OR RELEASED AT THE SERVICE HIT

Relevant Rule: 12.4.1

Lift the extended arm, the palm of the hand facing upwards

F



11 DELAY IN SERVICE

Relevant Rule: 12.4.4

Raise eight fingers, spread open

F

12 BLOCKING FAULT OR SCREENING

Relevant Rules: 12.5, 12.6.2.3, 14.6.3, 19.3.1.3, 23.3.2.3a, g, 24.3.2.4

Raise both arms vertically, palms forward

F S

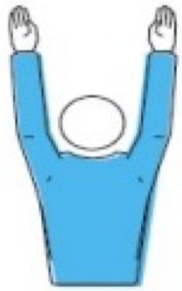

13 POSITIONAL OR ROTATIONAL FAULT

Relevant Rules: 7.5, 7.7, 23.3.2.3a, 24.3.2.2

Make a circular motion with the forefinger

F S

14 BALL "IN"

Relevant Rule: 8.3

Point the arm and fingers toward the floor

F S

15 BALL "OUT"

Relevant Rules: 8.4.1, 8.4.2, 8.4.3, 8.4.4, 24.3.2.5, 24.3.2.7

Raise the forearms vertically, hands open, palms towards the body

F S

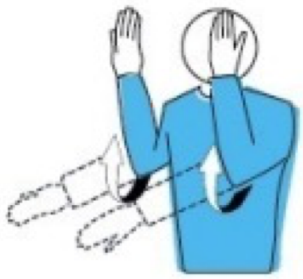

16 CATCH

Relevant Rules: 9.2.2, 9.3.3, 23.3.2.3b

Slowly lift the forearm, palm of the hand facing upwards

F

17 DOUBLE CONTACT

Relevant Rules: 9.3.4, 23.3.2.3b

Raise two fingers, spread open

F

18 FOUR HITS

Relevant Rules: 9.3.1, 23.3.2.3b

Raise four fingers, spread open

F S

19 NET TOUCHED BY PLAYER or SERVED BALL FAILS TO PASS TO THE OPPONENT THROUGH CROSSING SPACE

Relevant Rules: 11.4.4, 12.6.2.1

Indicate the relevant side of the net with the corresponding hand

F S

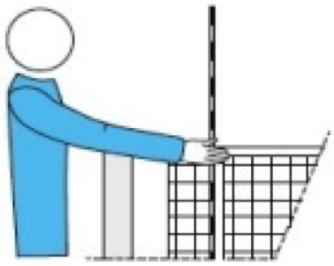

20 REACHING BEYOND THE NET

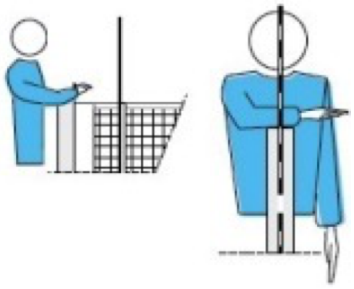

Relevant Rules: 11.4.1, 13.3.1, 14.3, 14.6.1, 23.3.2.3c

Place a hand above the net, palm facing downwards

F

21 ATTACK HIT FAULT

Relevant Rules:
- by a back-row player or by a libero:
  13.3.3, 13.3.4, 13.3.5, 23.3.2.3d, e, 24.3.2.4
- on an overhand finger pass by the libero in his/her front zone or its extension:
  13.3.6

Make a downward motion with the forearm, hand open

F S

22 PENETRATION INTO THE OPPONENT COURT or BALL CROSSING THE LOWER SPACE or THE SERVER TOUCHES THE COURT (END LINE) WITH HIS/HER BUTTOCKS or THE PLAYER SITS OUTSIDE HIS/HER COURT AT THE MOMENT OF THE SERVICE HIT

Relevant Rules: 8.4.5, 11.2.2, 12.4.3, 23.3.2.3a, f, 24.3.2.1

Point to the centre line or to the relevant line

F S

23 DOUBLE FAULT AND REPLAY

Relevant Rules: 6.1.2.2, 17.2, 22.2.3.4

Raise both thumbs vertically

F

24 BALL TOUCHED

Relevant Rules: 23.3.2.3b, 24.2.2

Brush with the palm of one hand the fingers of the other, held vertically

F S

25 DELAY WARNING / DELAY PENALTY

Relevant Rules: 15.11.3, 16.2.2, 23.3.2.2

Cover the wrist with a yellow card (warning) and with a red card (penalty)

F



26 LIFTING

Relevant Rules: 9.3.5, 9.4.1, 9.4.2, 24.3.2.8

Hold the hands horizontally, palms together and raise the upper palm from the lower palm

F S

DIAGRAM 12: LINE JUDGES' OFFICIAL FLAG SIGNALS

1 BALL "IN"

Relevant Rules: 8.3, 27.2.1.1

Point down with flag

L

2 BALL "OUT"

Relevant Rules: 8.4.1, 27.2.1.1

Raise flag vertically

L

3 BALL TOUCHED

Relevant Rule: 27.2.1.2

Raise flag and touch the top with the palm of the free hand

L

4 CROSSING SPACE FAULTS, BALL TOUCHED AN OUTSIDE OBJECT, OR BUTTOCKS FAULT BY ANY PLAYER DURING SERVICE

Relevant Rules: 8.4.2, 8.4.3, 8.4.4, 12.4.3, 27.2.1.3, 27.2.1.4, 27.2.1.6, 27.2.1.7

Wave flag over the head and point to the antenna or the respective line

L

5 JUDGEMENT IMPOSSIBLE

Raise and cross both arms and hands in front of the chest